UNITED المتحدة للأوراق المالية

تقرير التداول اليومي

Daily Report
التقرير اليومي

بورصة فلسطين

6/1/2015

الشركات المنخفضة Declining Stocks	الشركات المرتفعة Advanced Stocks	الشركات المتداولة Companies Traded	مؤشر القدس Al-Quds Index	عدد الصفقات Number of Trades	قيمة الأسهم المتداولة Value of Traded Shares (USD)	عدد الأسهم المتداولة Number of Traded Shares
10	1	14	▼ 488.82 (-1.38%)	85	288,042	196,611

News and Disclosures

The overall Quantity of Industrial Production Index (IPI) in Palestine reached 109.95 during November 2014 with an increase of 4.55% compared to the previous month (Base Year 2011 = 100). Quantity of Industrial Production Index for November 2014 increased due to the increase in the activity of Water and Electricity Supply by 64.64% which had a share of 14.85% of the total industry. Also, Mining and Quarrying increased by 14.35% which had a share of 4.59% of the total industry. While manufacturing industry decreased by 3.38% which had a share of 80.56% of the total industry.

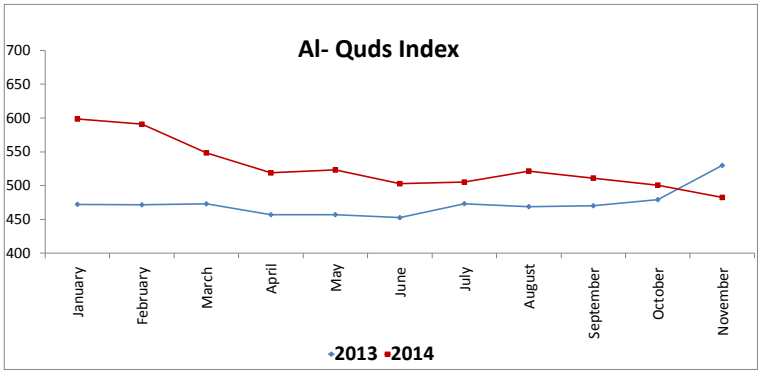



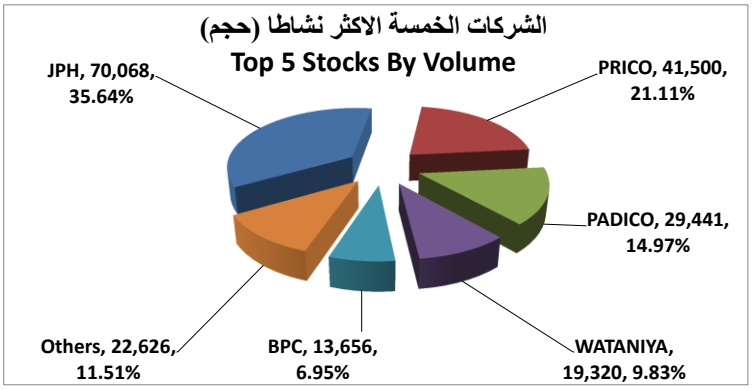

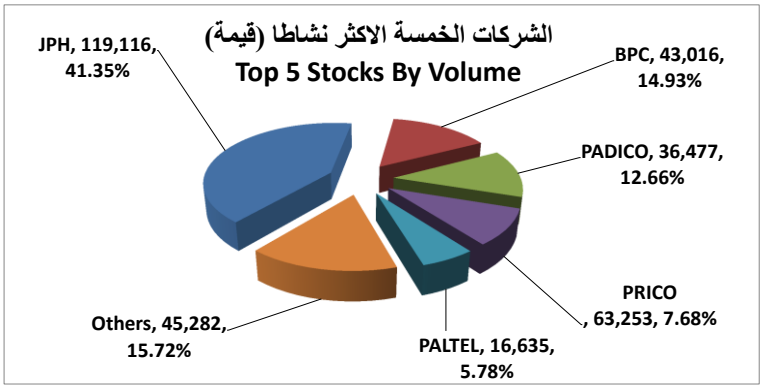

اسم الشركة Company Name	الرمز Symbol	سعر الاغلاق Close Price	التغير Change	عدد الأسهم المتداولة Volume	قيمة الأسهم المتداولة Value (USD)	القيمة السوقية Market Cap. (USD)
Palestine Telecommunications	PALTEL	5.54	-1.07%	2,130	16,635	1,028,494,358
Bank of Palestine	BOP ($)	2.73	-1.09%	1,214	3,317	436,800,000
Palestine Development & Investment	PADICO ($)	1.23	-1.60%	29,441	36,477	307,500,000
Wataniya Palestine Mobile Telecommuni	WATANIYA ($)	0.74	-3.90%	19,320	14,297	190,920,000
Palestine Electric (Suspended)	PEC ($)	1.05	-1.87%	3,888	4,092	63,000,000
Arab Palestinian Investment	APIC ($)	1.09	0.00%	5,170	5,634	52,509,868
The National Bank	TNB ($)	1.20	0.00%	450	540	52,376,051
Palestine Islamic Bank	ISBK ($)	1.21	0.00%	0	0	52,500,000
Palestine Poultry	AZIZA	2.90	0.00%	0	0	54,973,202
Birzeit Pharmaceuticals	BPC ($)	3.15	0.00%	13,656	43,016	58,283,899

Top 10 Market Capitalization as on the end of June 2014