

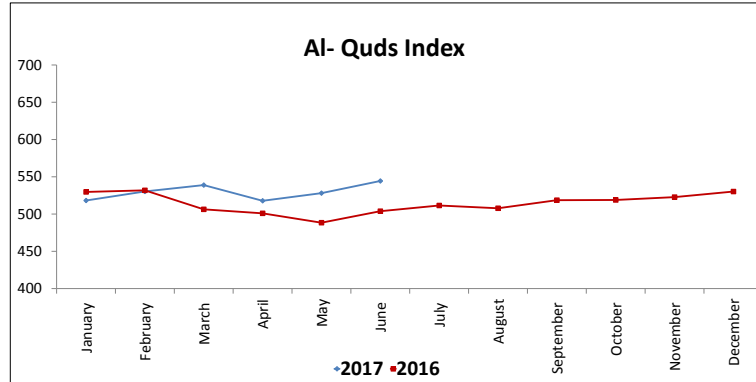
بورصة فلسطين

17/7/2017

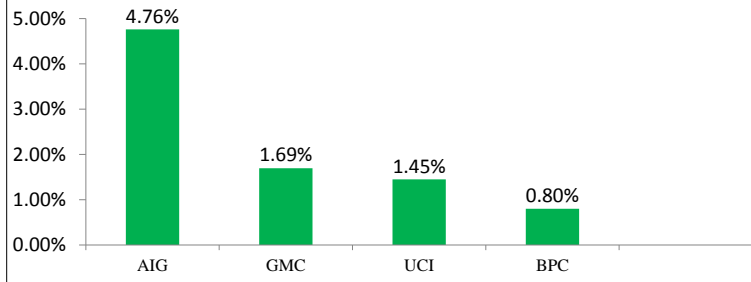
الشركات المنخفضة Declining Stocks	الشركات المرتفعة Advanced Stocks	الشركات المتداولة Companies Traded	مؤشر القدس Al-Quds Index	عدد الصفقات Number of Trades	قيمة الأسهم المتداولة Value of Traded Shares (USD)	عدد الأسهم المتداولة Number of Traded Shares
9	4	18	562.09 (-0.85%)	313	2,476,247	1,493,602

News and Disclosures

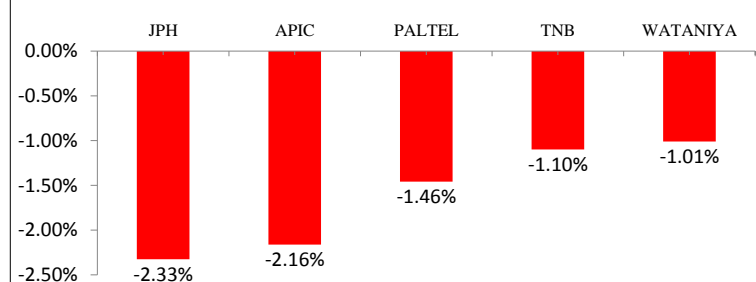
The overall Producer Price Index (PPI) for Palestine with its base month (December 2015=100) reached 98.08 in March 2017, as it decreased by 0.79% compared to February 2017. Producer Price Index for local exported products (December 2015=100) reached 100.09 in March 2017, which indicates a decrease by 0.87% compared to February 2017. Producer Price Index for locally consumed products (December 2015=100) reached 97.54 in March 2017, which indicates a decrease by 0.64% compared to February 2017. The changes of Producer Price Index for March 2017 were traced back to changes in prices of the following major activities compared to the previous month



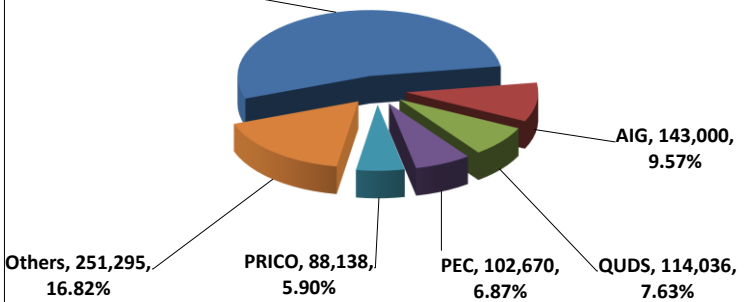
الشركات الأكثر ارتفاعا
Top gainers



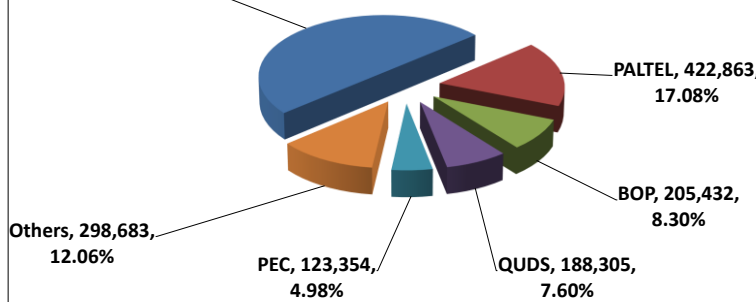
الشركات الأكثر انخفاضاً
Top losers



الشركات الخمسة الأكثر نشاطاً (حجم)
Top 5 Stocks By Volume



الشركات الخمسة الأكثر نشاطاً (قيمة)
Top 5 Stocks By Value



الرمز Symbol	اسم الشركة Company Name	العملة Currency	سعر الاغلاق Close Price	التغير Change	عدد الأسهم المتداولة Volume	قيمة الأسهم المتداولة Value (USD)	القيمة السوقية Market Cap. (USD)
PALTEL	Palestine Telecom	JOD	4.73	-1.46%	62,888	422,863	878,118,829
BOP	Bank Of Palestine	USD	2.50	-0.40%	82,040	205,432	487,521,713
PADICO	PADICO	USD	1.56	-0.64%	794,463	1,237,610	390,000,000
WATANIYA	Wataniya Mobile	USD	0.98	-1.01%	39,655	39,014	252,840,000
SANAD	Sanad Construction Rrs.	USD	2.58	0.00%	0	0	170,280,000
TNB	The National Bank	USD	1.80	-1.10%	9,138	16,448	143,750,000
ISBK	Islamic Bank	USD	2.30	0.00%	5,150	11,834	135,000,000
APIC	Arab Palestinian Inv Co.	USD	1.81	-2.16%	10,050	18,193	119,460,000
PEC	Palestine Electric Co.	USD	1.24	0.00%	102,670	123,354	102,564,000
AIB	Arab Islamic Bank	USD	1.84	-0.54%	8,267	15,261	93,254,238

Top 10 Market Capitalization