

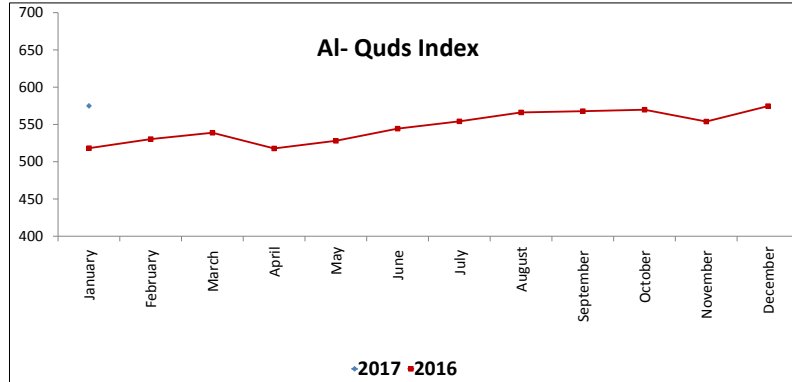
بورصة فلسطين

13/2/2018

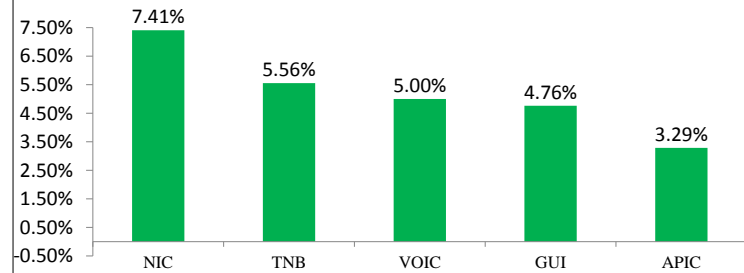
الشركات المنخفضة Declining Stocks	الشركات المرتفعة Advanced Stocks	الشركات المتداولة Companies Traded	مؤشر القدس Al-Quds Index	عدد الصفقات Number of Trades	قيمة الأسهم المتداولة Value of Traded Shares (USD)	عدد الأسهم المتداولة Number of Traded Shares
4	13	23	586.56 (0.77%)	204	2,306,500	817,811

News and Disclosures

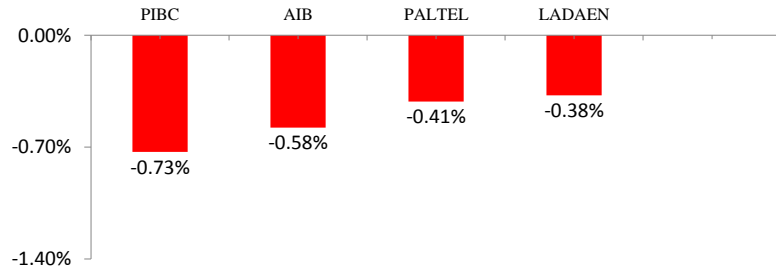
The overall PPI in Palestine with its base month (December 2015=100) reached 101.15 in 2017, which indicates an increase by 0.88% compared to 2016. Prices of PPI for 2017 increased due to the increase in the prices of goods in Water supply; sewerage, waste management and remediation activities group by 7.65%, the prices of goods in Electricity, gas, steam and air conditioning supply group by 6.13%, and the prices of goods in Agriculture, forestry and fishing group by 0.66%. While the prices of goods in Mining and quarrying group decreased by 0.32%, and the prices of goods in Manufacturing group decreased by 0.20%, in 2017 compared to 2016. The prices of locally consumed products increased by 0.98%, while the prices of local exported products slightly decreased by 0.04%.



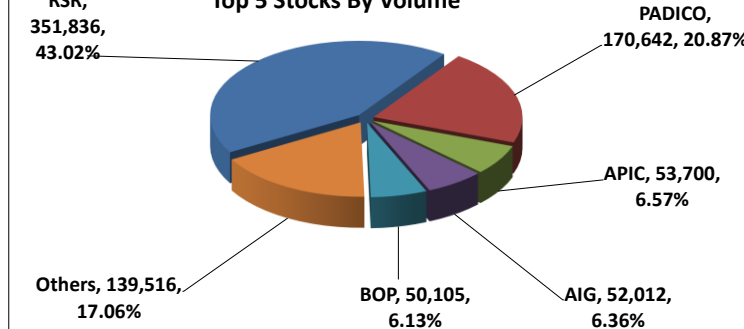
الشركات الأكثر ارتفاعا
Top gainers



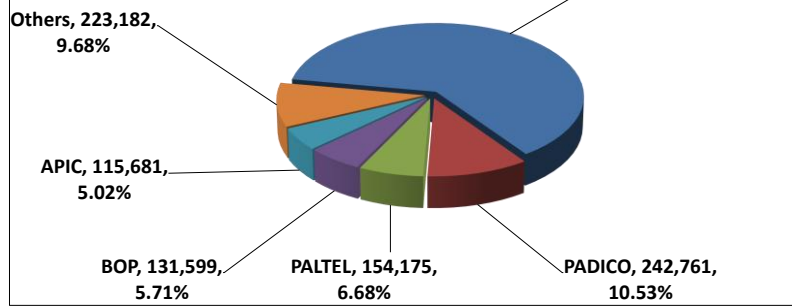
الشركات الأكثر انخفاضاً
Top losers



الشركات الخمسة الأكثر نشاطاً (حجم)
Top 5 Stocks By Volume



الشركات الخمسة الأكثر نشاطاً (قيمة)
Top 5 Stocks By Value



الرمز Symbol	اسم الشركة Company Name	العملة Currency	سعر الاغلاق Close Price	التغير Change	عدد الأسهم المتداولة Volume	قيمة الأسهم المتداولة Value (USD)	مكرر الربحية P/E	القيمة السوقية Market Cap. (USD)
PALTEL	Palestine Telecom	JOD	4.80	-0.41%	22,791	154,175	7.89	891,114,097
BOP	Bank Of Palestine	USD	2.63	0.00%	50,105	131,599	9.74	526,000,000
PADICO	PADICO	USD	1.41	0.71%	170,642	242,761	18.64	352,500,000
WATANIYA	Wataniya Mobile	USD	1.09	2.83%	32,994	35,594	0.00	281,220,000
SANAD	Sanad Construction Rrs.	USD	2.70	0.00%	0	0	76.22	178,200,000
APIC	Arab Palestinian Inv. Co.	USD	2.20	3.29%	53,700	115,681	8.83	154,000,000
ISBK	Islamic Bank	USD	2.22	0.91%	6,610	14,649	12.15	153,180,000
QUDS	Quds Bank	USD	2.13	0.00%	0	0	13.03	145,640,880
TNB	National Bank	USD	1.90	5.56%	21,150	39,161	19.25	142,500,000
AIB	Arab Islamic Bank	USD	1.72	-0.58%	3,000	5,160	20.74	129,000,000

Top 10 Market Capitalization