

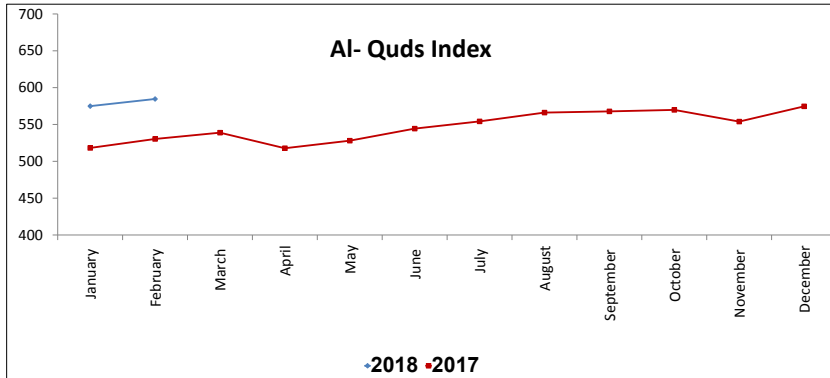
بورصة فلسطين

13/3/2018

الشركات المنخفضة Declining Stocks	الشركات المرتفعة Advanced Stocks	الشركات المتداولة Companies Traded	مؤشر القدس Al-Quds Index	عدد الصفقات Number of Trades	قيمة الأسهم المتداولة Value of Traded Shares (USD)	عدد الأسهم المتداولة Number of Traded Shares
6	6	18	582.52 (0.1%)	142	573,623	281,306

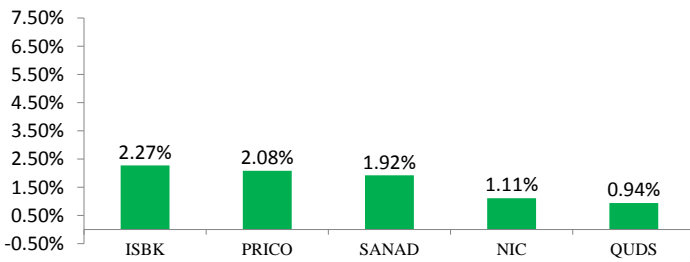
News and Disclosures

The overall PPI in Palestine with its base month (December 2015=100) reached 101.15 in 2017, which indicates an increase by 0.88% compared to 2016. Prices of PPI for 2017 increased due to the increase in the prices of goods in Water supply; sewerage, waste management and remediation activities group by 7.65%, the prices of goods in Electricity, gas, steam and air conditioning supply group by 6.13%, and the prices of goods in Agriculture, forestry and fishing group by 0.66%, While the prices of goods in Mining and quarrying group decreased by 0.32%, and the prices of goods in Manufacturing group decreased by 0.20%, in 2017 compared to 2016. The prices of locally consumed products increased by 0.98%, while the prices of local exported products slightly decreased by 0.04%.



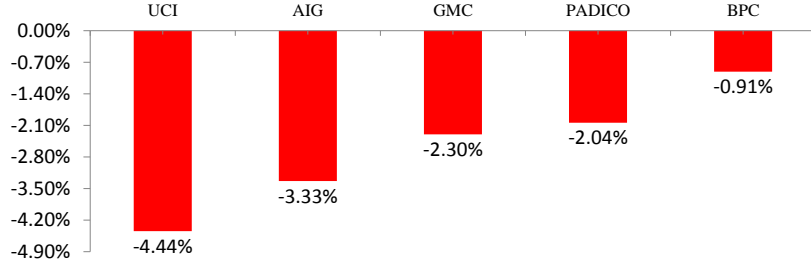
الشركات الأكثر ارتفاعا

Top gainers



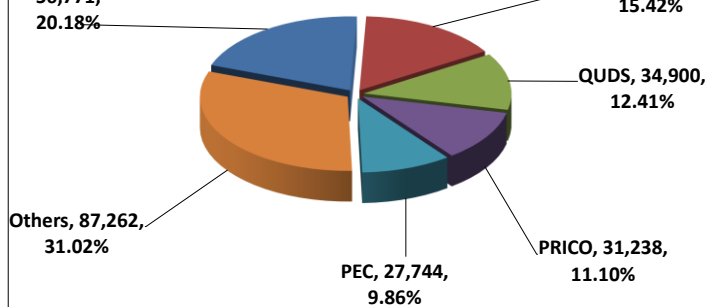
الشركات الأكثر انخفاضاً

Top losers



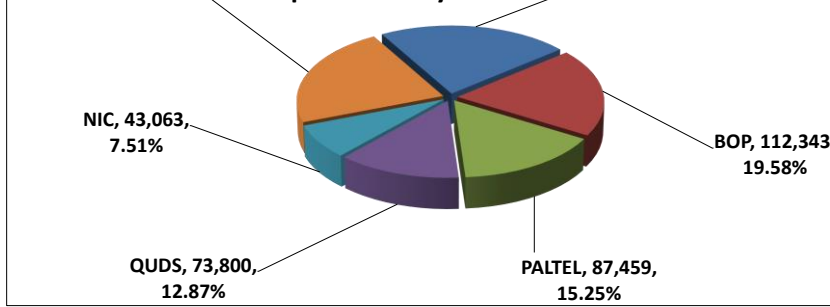
الشركات الخمسة الأكثر نشاطاً (حجم)

Top 5 Stocks By Volume



الشركات الخمسة الأكثر نشاطاً (قيمة)

Top 5 Stocks By Value



الرمز Symbol	اسم الشركة Company Name	العملة Currency	سعر الاغلاق Close Price	التغير Change	عدد الأسهم المتداولة Volume	قيمة الأسهم المتداولة Value (USD)	مكرر الربحية P/E	القيمة السوقية Market Cap. (USD)
PALTEL	Palestine Telecom	JOD	4.84	0.00%	12,852	87,459	9.03	898,540,047
BOP	Bank Of Palestine	USD	2.60	0.00%	43,391	112,343	9.63	520,000,000
PADICO	PADICO	USD	1.44	-2.04%	14,682	21,269	63.40	360,000,000
WATANIYA	Wataniya Mobile	USD	1.00	0.00%	10,250	10,280	0.00	258,000,000
SANAD	Sanad Construction Rrs.	USD	2.65	1.92%	8	21	17.39	174,900,000
APIC	Arab Palestinian Inv. Co.	USD	2.25	0.00%	0	0	9.03	157,500,000
ISBK	Islamic Bank	USD	2.25	2.27%	56,771	128,237	10.69	155,250,000
QUDS	Quds Bank	USD	2.15	0.94%	34,900	73,800	13.15	147,008,400
TNB	National Bank	USD	1.82	0.00%	0	0	14.83	136,500,000
AIB	Arab Islamic Bank	USD	1.75	0.00%	0	0	20.50	131,250,000

Top 10 Market Capitalization